

Quiz

Directional Terms used in Anatomy



1. Matching: Pick the best description

_____ Dorsal	A. Away from the mid-line
_____ Ventral	B. Towards the nose
_____ Cranial	C. Back
_____ Caudal	D. Towards the body or trunk
_____ Rostral	E. Towards the mid-line
_____ Axial	F. Towards the axis of a limb
_____ Proximal	G. Towards the free end of a limb
_____ Distal	H. Belly
_____ Medial	I. Tail
_____ Lateral	J. Head

Multiple choice: Pick the best answer

- The knee is proximal to the _____.
 - Hoof
 - Withers
 - Elbow
 - Ribs
- The lips are _____ to the eyes.
 - Cranial
 - Rostral
 - Ventral
 - Caudal
- On the left fore-limb the splint bones are located _____ to the cannon bone.
 - Laterally
 - Medially
 - Axially
 - Abaxially

Note: this picture uses medial and lateral to describe the splint bones which is very common and makes it clear which side is being referenced. What other term can be used?

Figure 1: <http://www.omafra.gov.on.ca/english/livestock/horses/facts/89-093.htm>

- What is the view shown in the picture of the fore-limb from the knee down?
 - Dorsal
 - Medial
 - Palmar
 - Plantar

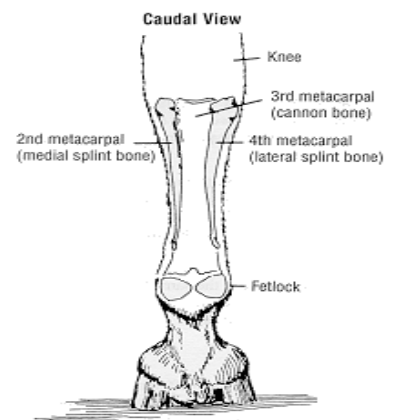
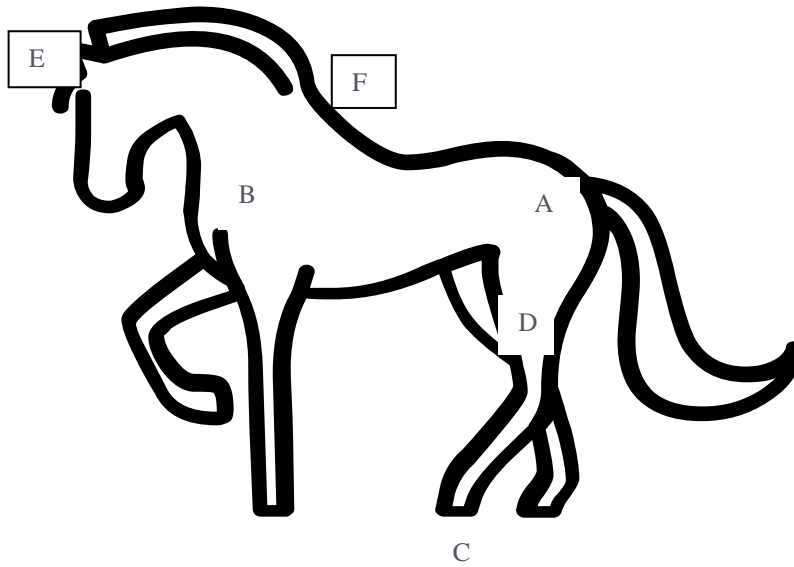


Figure 1

Use the words in the box on the right to answer question 6-9

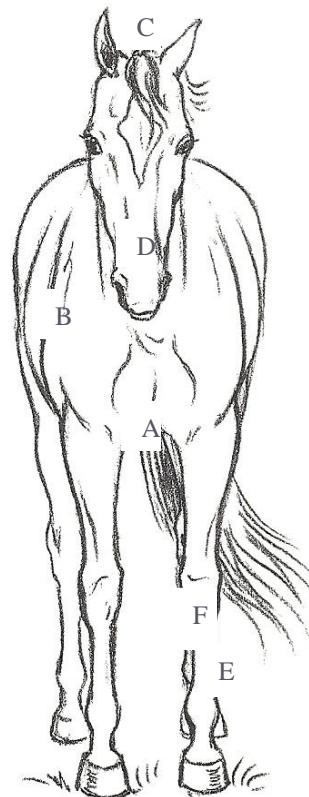


- | |
|----------|
| Cranial |
| Caudal |
| Proximal |
| Distal |
| Dorsal |
| Ventral |

6. A is _____ to B
7. C is _____ to D
8. E is _____ to F
9. F is _____ to B

Use the words in the box on the right to answer question 10-13

10. A is _____ and _____ to B
11. C is _____ to A
12. D is _____ to C
13. E is _____ to F



- | |
|---------|
| Rostral |
| Dorsal |
| Ventral |
| Medial |
| Lateral |
| Axial |